



NJ RISE PROGRAM

NEW JERSEY RE-ASSIGNING
IN-STATE EMPLOYEES



NJ RISE

New Jersey Re-Assigning In-State Employees (NJ RISE) is a \$10 million pilot program to incentivize eligible businesses to re-assign New Jersey residents who are working in another state to a New Jersey location, resulting in an increase of New Jersey's tax revenue by ensuring residents' paid income taxes stay in New Jersey.

THINGS TO KNOW

Business Location	Re-Assigned Employee	Due at Application	Misc.
<ul style="list-style-type: none">▪ Business Principally located in another state refers to a business that has its primary place of business outside of NJ▪ The Authority may consider factors such as revenue size, assignments of management, withholdings, square footage and length of time in the alternative state	<ul style="list-style-type: none">▪ Resident Employee initially assigned to a state with Convenience of the Employer Income Taxation such as Delaware, Nebraska and New York▪ Re-assignment to a location in New Jersey can take place once the submission of an application is complete	<ul style="list-style-type: none">▪ Valid Tax Clearance (business registered to do business in NJ)▪ CEO Certification▪ Completed Employee Log of the re-assigned employees with projected tax withholdings▪ Selection of tax year for reimbursement▪ Any other necessary and relevant information as determined by the Authority	<ul style="list-style-type: none">▪ A business may submit multiple applications until the July 1, 2028 deadline▪ The value of all grants to the business under the program shall not exceed \$500,000

BUSINESS ELIGIBILITY

✓ Eligible Employee(s)

Re-assigned employees may include both full-time and part-time employees, excluding independent contractors or individuals working on a consulting basis for the business

✓ Requirements

Must be in substantial good standing with the New Jersey Department of Labor and Workforce Development (LWD) and the New Jersey Department of Environmental Protections (DEP)

✓ Business

25 or more full-time U.S. Employees

✓ Tax Clearance

Applicant must submit a valid Tax Clearance Certificate at the time of application and maintained throughout the disbursement process

✓ Location

The business is principally located in another state

✓ Application

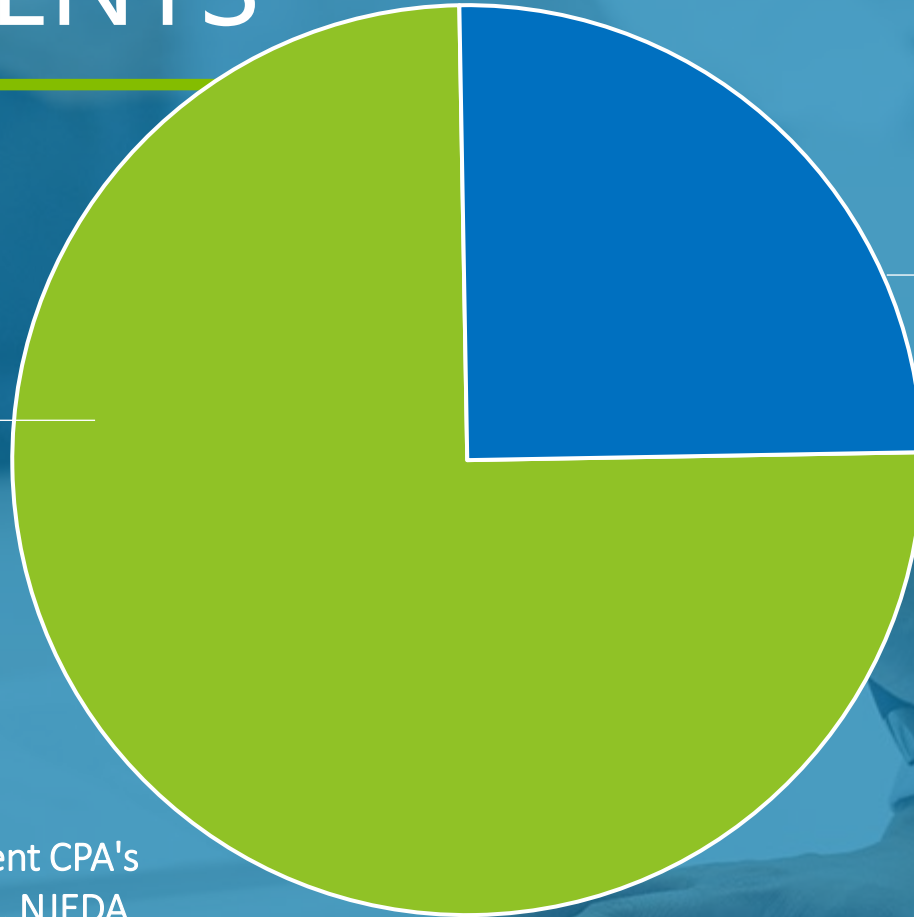
The business must submit a completed application to the NJEDA on or before July 1, 2028

REQUIRED DOCUMENTATION

- Evidence of being a business principally located in another state, and having 25 or more full-time employees
- Evidence to demonstrate that the proposed Re-assigned Employees are Resident Employees that are currently assigned to a location in a State With Convenience Of The Employer Income Taxation and will be Re-assigned Employees, which shall include but not be limited to:
 - a) Payroll report(s) from the business
 - b) Documents demonstrating viability of each Re-assigned Employee's work location in New Jersey
 - c) Proof of the business's Withholdings from the prior quarter to confirm that each proposed Re-assigned Employee is assigned to a location outside of New Jersey in a State With Convenience Of the Employer Income Taxation, e.g.
 - d) Document equivalent to New Jersey's WR-30. If hired during that quarter, documentation to demonstrate bonafide assignment.
 - e) W-3 for the relevant fiscal year
- Submission of an independent CPA's certification of the gross withholdings
- If applicable, all construction contracts that the applicant enters into to meet the requirements of the program that are equal or greater to \$2,000 are subject to the Authority's affirmative action requirements, N.J.S.A. 34:1B-5.4, and prevailing wage requirements, N.J.S.A. 34:1B-5.1
- Any other necessary and relevant information as determined by the Authority for a specific application

DISBURSEMENTS

***NJEDA
DISBURSEMENT***
75%




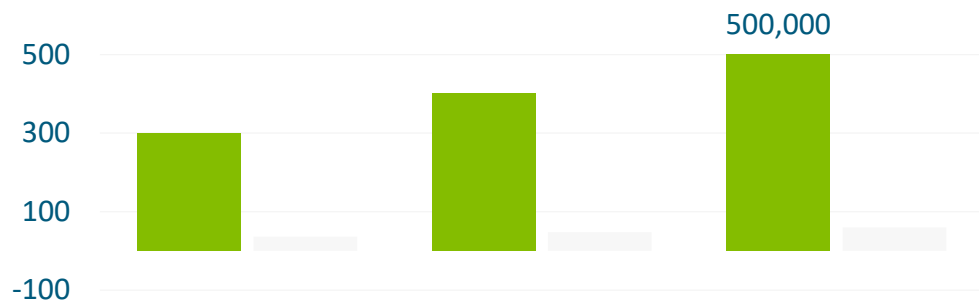
***NJEDA
RETAINAGE***
25%

Upon the submission of an independent CPA's certification of the gross withholdings, NJEDA will release, up to 75% of the grant award. NJEDA will then verify the withholdings with the Division of Taxation and release the eligible amount of retained funds once confirmed.

RESTRICTIONS

- No grant shall include a resident employee for which an applicant has an active NJEDA incentive.
- A business's application is identified by EIN. Affiliates with different EIN numbers will not be included in the same application but can apply for separate grant awards.
- The Authority's approval is limited to the amount of appropriation received from the Legislature.

Maximum Total Value Of Grants \$500,000



APPLICATION FEES

APPLICATION
Fee: \$5,000

An Administrative Fee will be applied for standard changes made to customer records.

Such as updating company names and redesignations due to internal restructuring, as well as for extensions.

However, modifications related to mergers, acquisitions, spin-offs, separations and divestitures will not be allowed.

ADMINISTRATIVE
Fee: \$1,000

All fees are non-refundable, unless funds are not available to support the application request.

GRANT AGREEMENT



Grant Amount

Is based on New Jersey Gross Income Tax withholdings of re-assigned employees subject to the maximum award amount.



No Modifications

No modifications allowed, except for administrative changes.



Requirements

- The applicant will be responsible for submitting all required supporting documents and permit an audit of the said records to demonstrate the re-assigned employees and estimated withholdings, as the NJEDA deems necessary. The grant agreement will not require a compliance period.
- The number of re-assigned employees tax withholdings add up to at least one half of the approved award amount.
- CPA Certifications are due 120 days after the completion of the tax year selected for reimbursement.

NJ RISE- Contact Us

WWW.NJEDA.GOV/NJRISE

njrise@njeda.gov

