
Obtaining a Tax Clearance certificate



You must be registered with the State of NJ to print your tax clearance certificate

NOTE: A Tax Clearance Certificate will only be issued to businesses or individuals who are registered with the New Jersey Division of Revenue

- If you aren't registered in the Premier Business Portal visit the Premier Business Services portal (https://www.16.state.nj.us/NJ_PREMIER_EBIZ/jsp/home.jsp) and select New Users Only – Create an Account and follow instructions
 - (no business should be submitting a form, if you are clear and registered you should be able to print the tax clearance without a fee)
 - You can email businessassistancetc.taxation@treas.nj.gov any time for pins, to confirm the exact business name and/or for general assistance.
-

Obtaining a Tax Clearance certificate

Browser address bar: https://www16.state.nj.us/NJ_PREMIER_EBIZ/jsp/home.jsp

Navigation bar: Submitted Apps for..., SBS Outreach Track..., Bonding Readiness, SBS Home, Tax Board List Search..., NJ Community Ass..., Main Street Business..., EDA Policy Document...

Header: State of New Jersey
Premier Business Services

Contact Us

Why PBS
Convenient one-stop access to all New Jersey electronic tax filing and payment services that apply to your business, as well as access to your filing/payment history.

Existing Users - Log On

New Users Only - Create an Account

News
• [PBS Improvements](#)

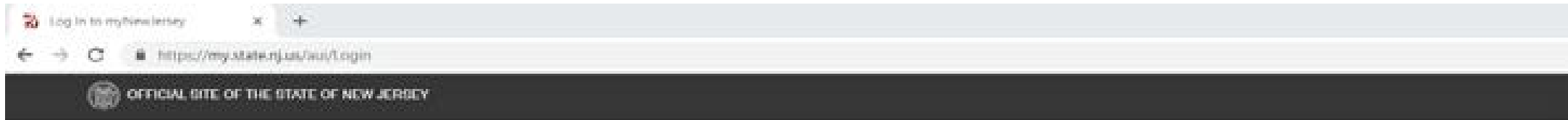
Related Web Sites
• [Visit the N.J. Business Action Center](#)

Obtaining a Tax Clearance certificate

STEP 2:

After you are registered on the My New Jersey Portal use the following steps to print or get a PDF of your tax clearance certificate:

1. Go to - <https://my.state.nj.us/au/Login>
2. Enter your Login ID and password:

A screenshot of the myNewJersey login page. The page features the "myNewJersey" logo at the top left. Below the logo, the text "Log In to myNewJersey" is displayed. There are two input fields: "Login ID:" and "Password:". Below these fields is a blue "Log In" button. A red arrow points from the top right towards the "Log In" button. To the right of the login form, there is a text block: "If you need to register for Unemployment Benefits please go to myunemployment.nj.gov. Unemployment services are only accessed through that site." Below this text is another text block: "Otherwise, register for myNewJersey services here." and a "Sign Up" button. At the bottom of the login form, there are three links: "Forgot your login ID?", "Forgot your password?", and "Need help?".

Obtaining a Tax Clearance certificate

STEP 3:

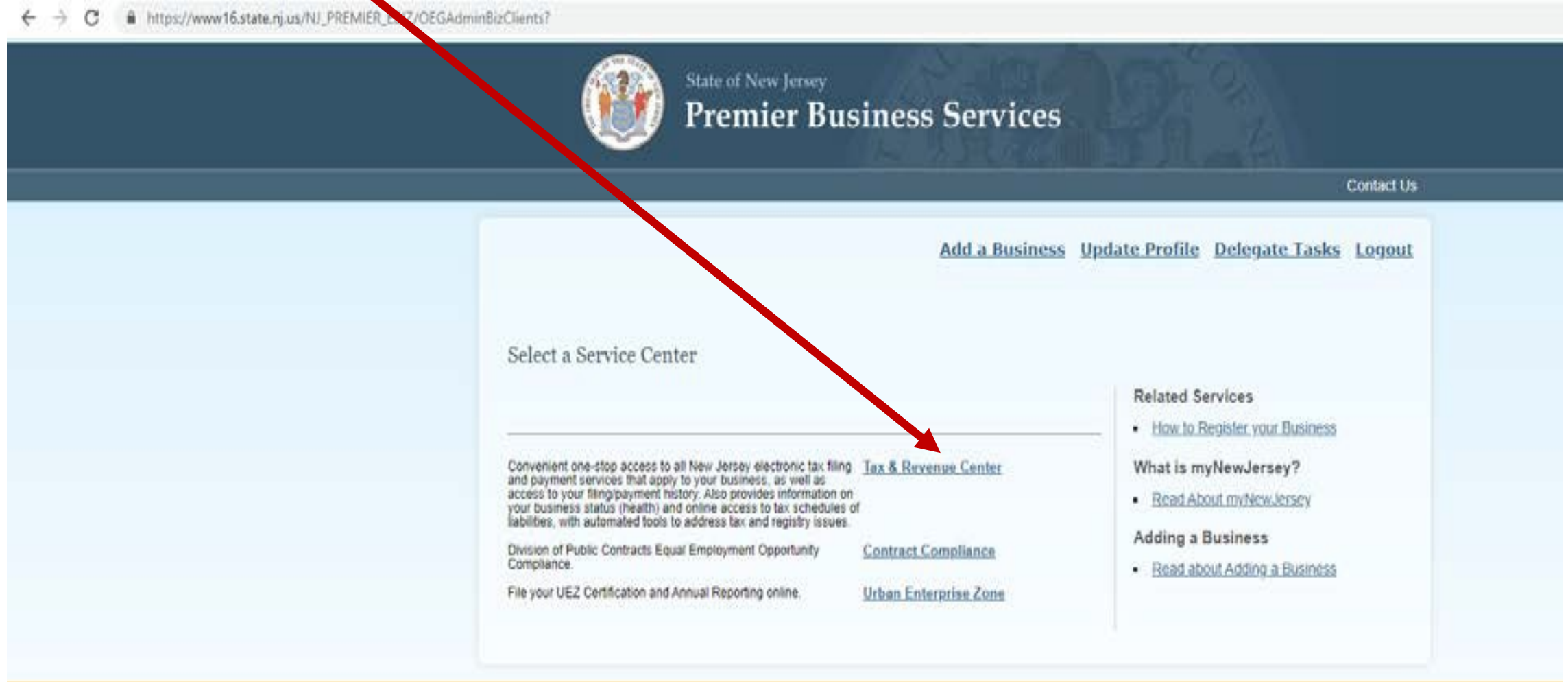
Click on Access Premier Services

The screenshot shows a web browser window with the URL <https://my.state.nj.us/portal/Desktop>. The page header includes the text "OFFICIAL SITE OF THE STATE OF NEW JERSEY" and the "myNewJersey" logo. A user is logged in as "Margaret". A blue banner contains a security message: "Increase the security of your account: myNJ now supports authenticator apps in addition to SMS texts, if you haven't already activated MFA, go to your my.account page and click 'Multi-factor a...". Below this, there are two main navigation sections. The first is "Premier E-Business Services", which contains a link for "Access Premier Services" that is highlighted with a red arrow. The second section is "New Jersey Events", which contains a link for "Travel Guide". At the bottom right, there are links for "Locate Events", "Travel & Tourism Home", and "Add an Event".

Obtaining a Tax Clearance certificate

STEP 4:

Select Tax & Revenue Center



The screenshot shows the State of New Jersey Premier Business Services website. The browser address bar displays the URL: https://www16.state.nj.us/NJ_PREMIER_BIZ/OEGAdminBizClients?. The page header includes the State of New Jersey logo and the text "State of New Jersey Premier Business Services". A "Contact Us" link is visible in the top right corner. Below the header, there are navigation links: "Add a Business", "Update Profile", "Delegate Tasks", and "Logout". The main content area is titled "Select a Service Center". A red arrow points from the text "Select Tax & Revenue Center" to the "Tax & Revenue Center" link in the list of services. The list includes:

- [Tax & Revenue Center](#): Convenient one-stop access to all New Jersey electronic tax filing and payment services that apply to your business, as well as access to your filing/payment history. Also provides information on your business status (health) and online access to tax schedules of liabilities, with automated tools to address tax and registry issues.
- [Contract Compliance](#): Division of Public Contracts Equal Employment Opportunity Compliance.
- [Urban Enterprise Zone](#): File your UEZ Certification and Annual Reporting online.

On the right side, there are sections for "Related Services" and "Adding a Business":

- Related Services**
 - [How to Register your Business](#)
- What is myNewJersey?**
 - [Read About myNewJersey](#)
- Adding a Business**
 - [Read about Adding a Business](#)

Obtaining a Tax Clearance certificate

STEP 5:

Select the business you wish to work with from the drop down then choose **Business Incentive Tax Clearance**

STATE OF NEW JERSEY
NJ PREMIER BUSINESS SERVICES

www.newjerseybusiness.gov

Tax and Revenue Center

Representative:

Please select the business you wish to work with:

Check Your Business Standing in Two Simple Steps

First, review your registration status. If you operate a corporation, limited liability company or limited partnership, in order to maintain active registration status with the State, you must keep your annual reports up to date. If your business reflects as Active, nothing further is required in this area. If you see an indication that annual reports are missing or that your business is revoked for non-compliance with annual reporting, follow the instruction to remedy the issue.

Next, check your tax status by clicking on the Schedule of Liabilities and Pay Taxes buttons to see if you have any outstanding returns or overdue payments, and if required, use our filing and payment services to remedy the issue(s).

1. Registration Status: Active [?](#)

2. Tax Status: [?](#)

Please note:
If you use our online filing/payment services to remedy an issue, please allow three business days for the updates to reflect on this service channel.
Turnaround times will be longer for paper-filed items -- up to three weeks on average including time for mail to reach our processing facility.

Registry Services

[?](#)

[?](#)

[?](#)

[?](#)

Applicable only to Corporations, LLC's, LLP's and LP's

Business Incentive Tax Clearance

If your business requires a tax clearance certificate for a grant, incentive, or rebate from a State agency, please click the Business Incentive Tax Clearance button below to request your certificate. You do not need to complete an online application form. No fee is charged for requesting the certificate through the PBS portal.

If your business has met your tax obligations, you may select the agency from the drop-down menu and print/download the certificate. You may then supply the certificate to the State agency to process your grant, incentive or rebate claim.

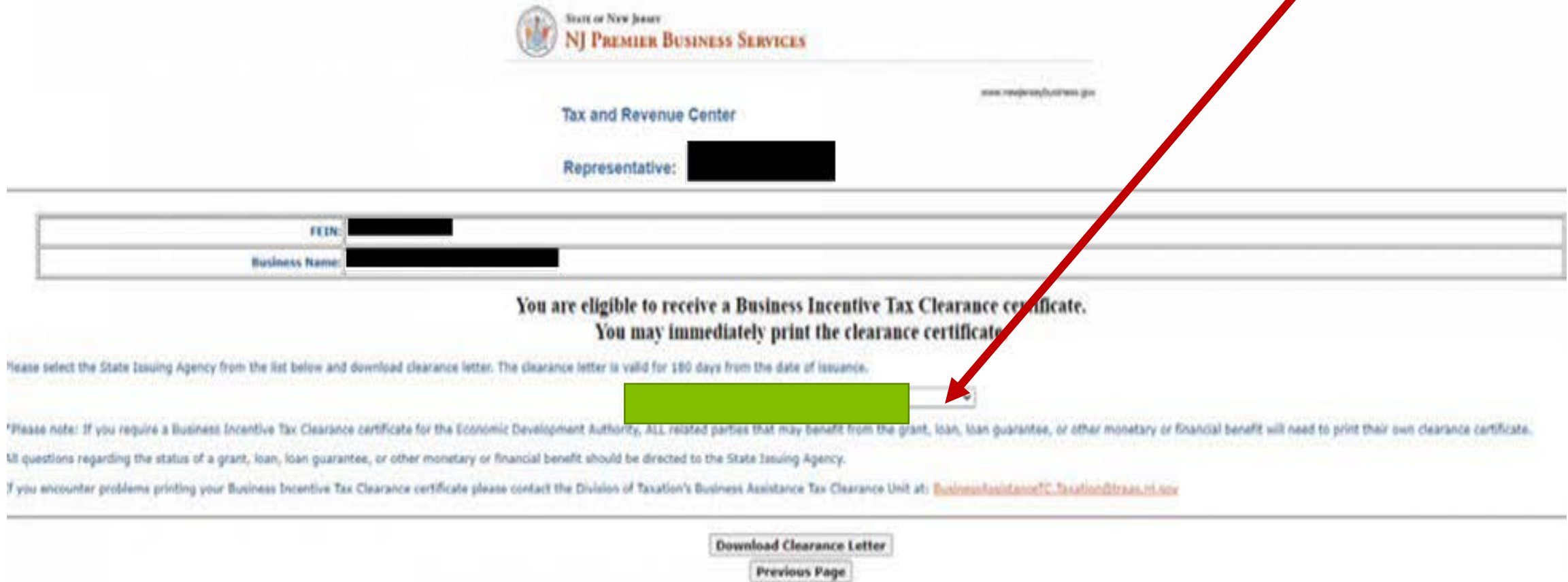
If your business has an outstanding tax obligation, please follow the instructions provided on the next screen and email the Division of Taxation for further assistance.

[?](#)

Obtaining a Tax Clearance certificate

STEP 6:

After you have clicked the Business Incentive Tax Clearance you will see this screen, choose the **NJ Commission on Science, Innovation, and Technology** from the dropdown, and click download clearance letter:



STATE OF NEW JERSEY
NJ PREMIER BUSINESS SERVICES

Tax and Revenue Center

Representative: [REDACTED]

FEIN: [REDACTED]

Business Name: [REDACTED]

**You are eligible to receive a Business Incentive Tax Clearance certificate.
You may immediately print the clearance certificate.**

Please select the State Issuing Agency from the list below and download clearance letter. The clearance letter is valid for 180 days from the date of issuance.

[REDACTED] [v]

*Please note: If you require a Business Incentive Tax Clearance certificate for the Economic Development Authority, ALL related parties that may benefit from the grant, loan, loan guarantee, or other monetary or financial benefit will need to print their own clearance certificate.
All questions regarding the status of a grant, loan, loan guarantee, or other monetary or financial benefit should be directed to the State Issuing Agency.
If you encounter problems printing your Business Incentive Tax Clearance certificate please contact the Division of Taxation's Business Assistance Tax Clearance Unit at: BusinessAssistanceTC.Taxation@traas.nj.gov

Download Clearance Letter

Previous Page

Obtaining a Tax Clearance certificate

STEP 7:

Your tax clearance certificate will generate and look like the below. Please save somewhere safe and accessible


State of New Jersey
DEPARTMENT OF THE TREASURY
DIVISION OF TAXATION
P. O. BOX 272
TRENTON, NEW JERSEY 08695-0272

PHILIP D. MURPHY
Governor

SHEILA Y. OLIVER
Lt. Governor

ELIZABETH MAHER MUOIO
State Treasurer

JOHN J. FICARA
Acting Director

12/02/2021

Attn: [REDACTED]

**BUSINESS ASSISTANCE OR INCENTIVE
CLEARANCE CERTIFICATE**

Agency : New Jersey Commission on Science, innovation and Technology
Applicant ID # : [REDACTED]

The Director of the Division of Taxation, in accordance with Chapter 101, Laws of N.J. 2007, has reviewed the records of the above Applicant for Business Assistance or Incentive from the above referenced agency. This review shows that the Applicant is in compliance with this act.

This certificate indicates the Division of Taxation has no objections to the issuance of said Assistance or Incentive. This certificate does not constitute a waiver of authority to demand resolution of any other deficiencies and delinquencies and shall not prevent further audit or the assessment of additional taxes, penalties, interest or fees as may be provided by law.

This certificate is valid for 180 days from the date of issuance.


John J. Ficara
Acting Director

Email businessassistancetc.taxation@treas.nj.gov for assistance